

# Welcome to Wollaston Lake

---





## *Table of Contents:*

Welcome from Wollaston Lake Home & Cottage Association .....	1
Join the OWLs .....	1
How do I participate? .....	1
How will this information be used? .....	1
Wollaston Township – Quick Reference .....	2
Getting around Wollaston Lake .....	3
Know Your Septic System .....	4
Main Components of a Septic System: .....	4
Septic tank: .....	4
Distribution system: .....	5
Leaching bed .....	5
People Do the Darndest Things.....	5
Additional Information: .....	6
Boating on Wollaston Lake .....	6
Protecting Your Shoreline .....	7
Invasive Species .....	8
Zebra Mussels .....	8
Identifying zebra mussels .....	8
Impacts of Zebra Mussels .....	8
What You Can Do.....	8
Cormorants .....	9
Identifying Double Crested Cormorant (vs Common Loon) .....	9
Impact of Cormorants.....	9
Appendix: .....	10
A - Posters for New Owners .....	11
B – Septic Awareness .....	16
C – Safe Boating.....	18
D-1 Healthy Shorelines.....	21
D-2 Natural Shorelines.....	24
E - Observers of Wollaston Lake (OWL) Volunteer Reporting Form.....	27
F – Benefits of Membership.....	31
G – Wollaston Township & Area Businesses .....	34



## Welcome from Wollaston Lake Home & Cottage Association

On behalf of your Wollaston Lake Home & Cottage Association, we are pleased to welcome you to the lake and hope you enjoy your time here and within the Coe Hill community.

This 'welcome kit' has been prepared to provide you with some helpful community information to orient you and hopefully make it easier & more enjoyable to get the most from our beautiful surroundings.

Your Association membership is a modest fee that allows us to conduct necessary water quality sampling programs along with environmental initiatives aimed at protecting our lake. We hope that you will learn more about us by visiting our website at [www.wollastonlakehome.com](http://www.wollastonlakehome.com), which contains useful lake information along with links to the Wollaston Township website & the community calendar.

Welcome and may your days on the lake be filled with a special combination of fun and solitude that our beautiful surroundings instill.

Regards,

WLHCA Executive

## Join the OWLs

WLHCA is pleased to announce the "Observers of Wollaston Lake" (OWL) program and the WLHCA Executive is asking for your participation. As you enjoy your time at the cottage, please take note of environmental conditions on Wollaston Lake or on shore around the lake. Then, using the form provided, record your observations and email them to us ([wlhca.owl@gmail.com](mailto:wlhca.owl@gmail.com)) as you see them or collect them during the spring/summer/fall and send them to us by the end of October.

### How do I participate?

- 1) Use the form in Appendix E of this document to briefly note your observations of environmental conditions, adding any context or comments you feel appropriate (e.g. comparison to historical conditions, whether unusual or not).
- 2) Send your observations to [wlhca.owl@gmail.com](mailto:wlhca.owl@gmail.com) by the end of October each year. Feel free to immediately send in an observation that you feel is critical or important. However please note that in the event of an emergency (spill, fish kill), or for a blue-green algae bloom, you should try to contact the appropriate authorities as soon as possible. The association's executive members will try to pass such information as appropriate but cannot be guaranteed to be immediately available to respond to such an emergency.

Emergency numbers:

MOECC – Spills Action Centre: 1-800-268-6060

MNR – Fish Die-offs etc: 1-800-667-1940

### How will this information be used?

The information from all OWL submissions will be summarised and compiled into an environmental "scorecard" to be published on the WLHCA web site. It is intended to be a summary of the environmental "state of the lake"



in any given year. The scorecard will also summarise our water sampling data as well as other relevant environmental data.

The association will try to include all relevant observations but reserves the right to edit and/or exclude any submitted information that appears frivolous or irrelevant, or that contains inappropriate, accusatory or personal language.

Your name, contact details and address are used only (a) if we need to contact you to clarify your observations and (b) to identify where on the lake you are located. None of this personal information will be made public in the "scorecard." Your location will be identified only generally (e.g. "Kendon Bay")

### Wollaston Township – Quick Reference

- **Wollaston Lake Home and Cottage Association**  
www.wollastonlakehome.com  
Facebook - Wollaston-Lake-Home-and-Cottage-Association
- **Township of Wollaston**  
90 Wollaston Lake Rd  
Box 99  
Coe Hill, ON  
KoL 1Po  
613- 337-5731  
Fax # 613-337- 5789  
website:www.township.wollaston.on.ca  
The Township Office is open Monday, Tuesday, Wednesday and Friday from 9:00am - 4:00pm.
- **Wollaston Township Waste Site**  
from Highway 620; turn onto Lower Faraday Road; straight onto Rose Island Road  
Hours of Operation:  
    May 1 – October 31  
        Monday, Wednesday, Friday 9am – 4pm  
        Sunday 9am – 5pm  
    November 1 – April 30  
        Wednesday, Friday, Sunday 9am – 4pm
- **Wollaston Township Fire Services**  
Wollaston is proud to have a team of dedicated Volunteer Firefighters that keep us safe  
In case of emergency, call 911.  
To contact Fire Chief Rick Middleton,  
email: wollastonfd@gmail.com  
Cell: 613-553-1285
- **Wollaston and Limerick Union Public Library**  
is located beside the Coe Hill School on Main Street (Highway 620) in Coe Hill.  
    Summer Hours - July through August  
        Tuesday - Friday from 12:00pm to 5:00pm.  
        Saturday 10:00am to 1:00pm  
    Winter Hours – September through June



Tuesday & Thursday from 1:00pm to 6:00pm

Wednesday & Friday from 12:00pm to 5:00pm

Phone number is [613-337-5183](tel:613-337-5183).

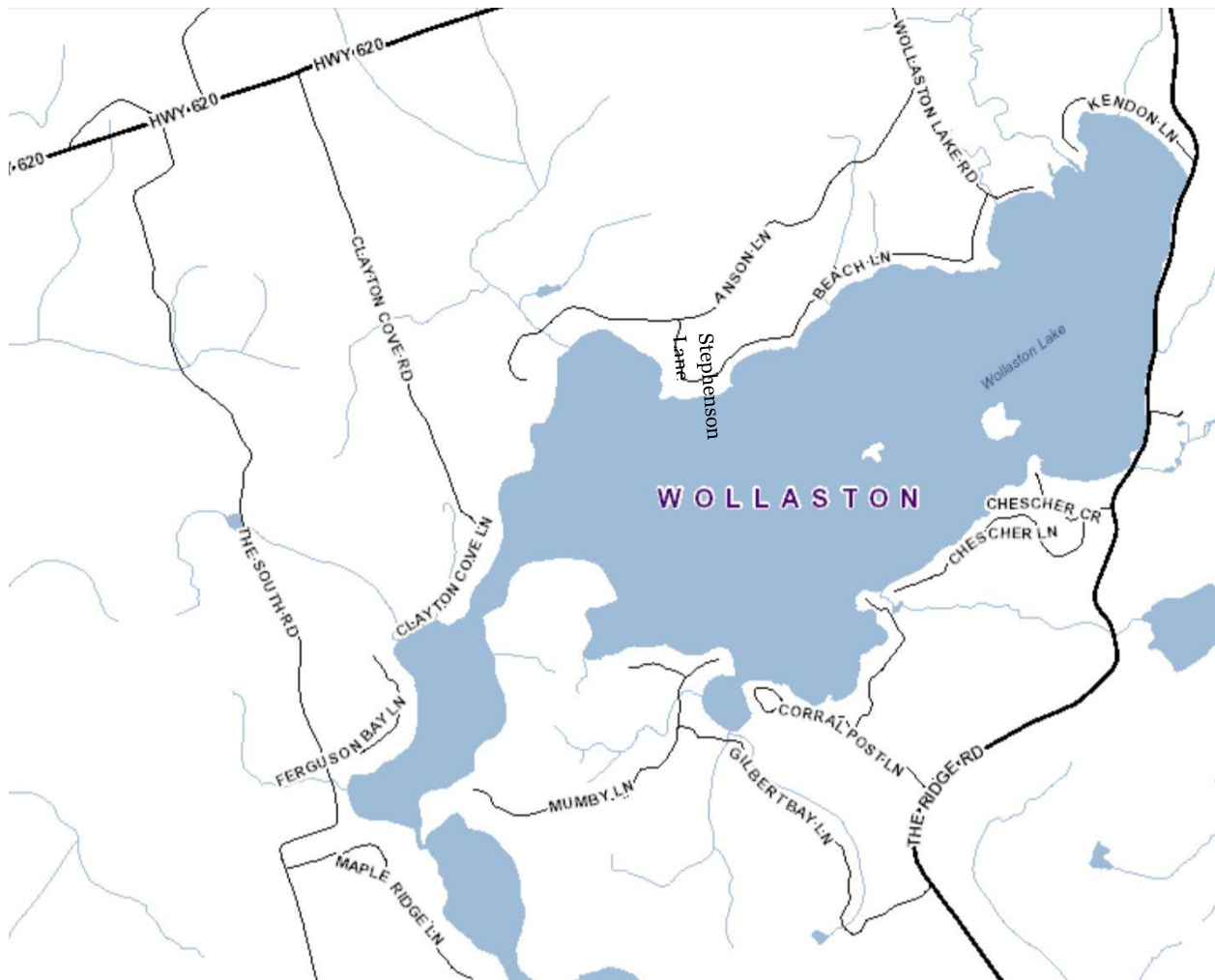
The library is also the place to go for free high speed internet access.

Library membership is free if you live or cottage in Wollaston or Limerick Township. Just come in with proof of address and a photo ID.

[www.wollaston-limericklibrary.ca](http://www.wollaston-limericklibrary.ca)

## Getting around Wollaston Lake

Wollaston Lake is comprised of 3 basins that are commonly referred to as the Main Lake, 2<sup>nd</sup> Lake or Ferguson Bay and 3<sup>rd</sup> Lake. From Highway 620 and the Hamlet of Coe Hill there are numerous public and private roads that provide access to Wollaston Lake.



From Highway 620

- The South Road provides access to
  - The Gut Conservation Area
- In the Hamlet of Coe Hill - Wollaston Lake Road provides access to

- Red Eagle Campground
- the Public Boat Launch
- Beach Lane and the Public Beach
- The Ridge Road provides access to
  - Bear Ridge Campground
  - Nellie Lunn Park

Appendix G is a list of local businesses that provide a wide variety of goods and services. This list was created by Wollaston Township and WLHCA. This area also has a variety of artists and craftsmen who participate in either the Apsley or Bancroft Studio Tour each fall.

## *Please Note:*

- 1) The Public Beach is located on Beach Lane (access from Highway 620 to Wollaston Lake Road) and has new public bathrooms. It has a sandy shoreline with a shallow swimming area and swim raft. The public beach does not have a lifeguard – therefore use at your own risk. The water at the beach is test once a month in June, July & August by Hastings & Prince Edward Public Health. Results can be found online at [www.theswimguide.org/beach/7408](http://www.theswimguide.org/beach/7408).
- 2) Red Eagle Campground and Bear Ridge Campground beaches are not public beaches.
- 3) The two islands are **privately owned** and are not public property. **Please do not trespass.**
- 4) Water levels on Wollaston Lake are monitored and controlled by Crowe Valley Conservation Authority (CVCA) via a monitoring station on the main lake and the dam on the Deer River. Wollaston Lake is not a feeder lake to the Trent Waterways and therefore does not experience extreme water level fluctuations like some other lakes in the area.

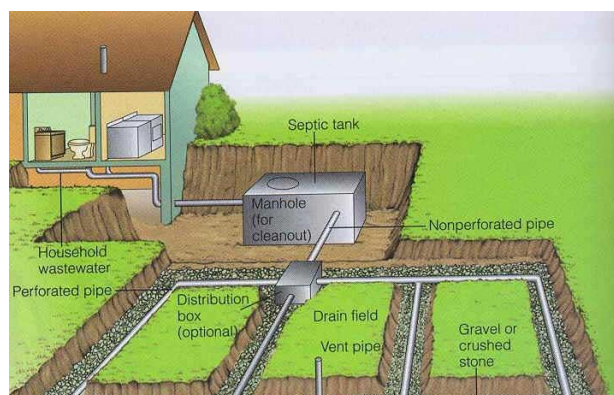
## Know Your Septic System

The following was excerpted from “A New Homeowner’s Guide to Septic Systems” by Ontario New Home Warranty Program.

### Main Components of a Septic System:

#### Septic tank:

- a large concrete, fibreglass, heavy plastic or coated steel tank divided into two compartments, with access ports at the top for inspection and service
- uses time and gravity to separate wastes into three layers:
  - a) heavy materials, which settle to the bottom where they are broken down into sludge by naturally occurring bacteria
  - b) light soaps, greases, fats and similar materials, which rise to the top as a layer of scum, and
  - c) liquids with some suspended solids
- whenever waste water from sinks, appliances and toilets comes out of the house into the first compartment, it pushes an equal amount of liquid from that first compartment into the second one -- which then forces the same amount of liquid out of the second chamber and into the pipes leading to the leaching bed
- if the tank is properly operated and pumped out regularly, only the liquid component leaves the tank as “effluent”





- a) the sludge should remain well below the outlets
- b) baffle walls or pipes stop the scum from going out into the bed
- c) some installations include filters at the outlet pipe (recommended)

## Distribution system:

- traditional systems use gravity, but some sites use pumps to move water uphill from the septic tank

## Leaching bed

- typical bed is an arrangement of connected pipes with holes along the sides and bottom, surrounded by stone/gravel and properly draining soil or other filtering material
- liquid leaving the septic tank travels down the pipe, seeping through holes into the gravel and soil filtering materials
- soil filtering materials must allow the waste water to drain away slowly enough that contaminants are filtered out, but also quickly enough that the bed doesn't fill up in most instances
- some waste water in the soil gets taken up by grass roots - nutrients are used and water is released through a process known as evapotranspiration

## People Do the Darnest Things

Here are a few examples of how homeowners have caused problems for their septic systems..

### **“That large, flat piece of land was just sitting there, so we ... ...built a driveway (patio, deck, tennis court) over it.”**

Just covering the grass over the leaching bed will stop evapotranspiration and keep out the oxygen the system requires. Any weight can crush the pipes and make the leaching bed useless.

### **... used it for our above-ground pool.”**

The weight of an above-ground pool will almost certainly crush the leaching bed.

### **... used it for our in-ground pool.”**

Don't laugh. It really happened. They got the whole thing excavated, and then somebody flushed the toilet.

### **... flooded it so the kids could have a skating rink.”**

Leaching beds are carefully built to accept water -- even if it comes from a hose sprayed in the middle of winter. This family managed to freeze their entire leaching bed solid, and ended up with water backing up into the house .

### **... rototilled it for a vegetable garden.”**

Pipes can be as little as 375 mm below the ground surface. They can easily get damaged. Besides, vegetables don't protect the soil from erosion like grass does.

### **... made it look pretty with trees and nice landscaping.”**

Perforated pipes don't stand a chance against roots from trees and shrubs. They get clogged or crushed. Either way, the septic system doesn't work properly.

### **“Nobody ever told me I couldn't ...**

#### **... drain the downspouts, sump pump etc. down the septic system.”**

This is a common problem, which can make the actual water flow through the system many times the estimated design flow. It will drown the bed.

#### **... water the lawn over the leaching bed area.”**

There have even been cases where people installed automatic lawn sprinklers over the leaching bed area, and refused to turn them off. Again, this will drown the bed.

#### **... start a daycare centre, add an apartment in the basement, etc.”**



Anything that increases the house water use - and both of these certainly did - can overload the septic system.

**... fill in those ugly ditches.”**

“Swales” are used to direct rain water and melting snow away from the leaching bed. Filling them in changes all that carefully-thought-out drainage pattern.

## Additional Information:

*Poop Talk* - [vimeo.com/channels/506748](https://vimeo.com/channels/506748)

*Home Owners Guide To Septic Systems* - [www.ovhi.ca/library/Septic\\_HomeOwnersGuideTo.pdf](http://www.ovhi.ca/library/Septic_HomeOwnersGuideTo.pdf)

*Appendix A: Posters for New Owners*

## Boating on Wollaston Lake

Before heading out on the water, check out these Safety Tips from Boating Ontario!

### 1) Always wear a properly fitted lifejacket or personal flotation device (PFD).

Be sure to have all the gear required by law for your vessel and its size.

Some may include:

- properly fitted lifejacket or PFD for everyone on board the vessel
- sound signaling device such as a whistle
- buoyant heaving line (at least 15 metres in length)
- watertight flashlight or Canadian approved flares (Type A, B, or C)
- paddle or other propelling device
- bail bucket or manual water pump

### 2) Learn the Laws

Pleasure Craft Operators Cards (PCOC) are required by all operators of motorized vessels. Learn the rules of the waterways and take the safe boating exam from an accredited course provider to obtain your card.

### 3) Water on the Water, Beer on the Pier!

Alcohol and boating do not mix...ever! Drinking and driving a boat is illegal and punishable under the Criminal Code of Canada.

### 4) Wollaston Lake Loons



Wollaston Lake has a healthy and varied wildlife population and we want to keep it that way. While boating watch for beavers, ducks, loons and other wildlife in the water. Keep a safe distance from them and watch your wake. Large wakes can swamp shoreline nests and drown young birds.

The haunting wail of the Common Loon across the lake at night is the most Canadian sound there is. On Wollaston Lake we are lucky to have 2-3 mated pairs of loons. The loons start arriving the day that the ice leaves the lake in April. By

May they have established their territory and are nesting. One to two chicks hatch to each pair by late June. During the May/June nesting season it's very important for boaters to watch their wake and speed so as not to have negative effects on loon nests such as;

- Power boats can send waves crashing to shore and drown nests
- Fishing boats and canoes frequent areas preferred for loon nest sites and can scare the adult loons off the nest
- Loon parents will leave a nest if a watercraft comes within 150 meters of the nest





- Adults will abandon a nest if disturbed too often. If they try to re-nest later in the season, the likelihood of chicks hatching & surviving is very low

Young chicks are not waterproof! They need to be able to climb on their parents' backs to stay warm and dry. When watercraft comes close, parents leave their chicks to defend their territory.

**Young chicks can't dive!** Young chicks are very buoyant and can't dive very quickly or very deep. This makes them especially vulnerable to being run over by watercraft, particularly from June to September.

**Be aware of loons** – if you see a loon from late June to September, chances are that one or two chicks will be close by. Keep your distance.

**Listen to loons** – if you approach a loon and hear it start to call, this means you are too close. Move away.

**Watch what loons do** – if you see a loon “dancing” straight up out of the water and slapping with its wings, it is alarmed by your presence. Move away.

**Harassment of wildlife** is against the law. If you see loons being harassed, report this to your local MNR office, local police or OPP or call Crime Stoppers at 1-800-222-TIPS. Videotaping the event and/or recording the vessel's registration number is helpful.

## Protecting Your Shoreline

Healthy Shorelines are vital to maintaining the overall health of lakes and other bodies of water. Shorelines help filter pollutants, protect against erosion and provide habitat for fish and other forms of wildlife.

Shorelines are some of the most ecologically productive places on Earth. They support plants, microorganisms, insects, amphibians, birds, mammals and fish. The first 10-15 metres of land that surround lakes and rivers is responsible for 90% of lake life which are born, raised and fed in these areas. In addition, these areas are up to 500% more diverse than other areas upland from lakes and rivers.

### *The Functions of a Healthy Shoreline*

1. *Help Maintain Clean Water/Water Quality.* The shoreline vegetation that is present on your property is vital in retaining, treating, and filtering surface runoff before it can reach the water. Runoff can contain pollutants such as fertilizers, pesticides, sediment, manure, pet feces, trash, motor fluids (oil, grease, gas), and road salt. These various pollutants have negative effects on our waterways with nutrients acting as fertilizers and stimulating algae and plant growth; pathogens can contaminate your drinking water and sediment impacts fish habitat and nursery areas.
2. *Prevent Soil Erosion Shoreline.* Vegetation and plants help keep soil in place with their underground root systems and prevent topsoil from being exposed and washed away.
3. *Reduce Impacts of Flooding.* Well-vegetated shorelines provide barriers against moving water by slowing the movement of water downstream, and by reducing the force, height, and volume of floodwaters. This allows the water to spread out horizontally across the floodplain therefore reducing the potential of damage to your property.
4. *Provide Wildlife with Food and Habitat.* As mentioned above, shorelines are vital to many different animals throughout their development and life. Shorelines protect wildlife from weather and predators; woody debris, such as tree trunks or roots in the water provide cover for fish to hide, basking areas for turtles, and resting sites for waterfowl.

Appendix D-1 & D-2 of this document contains additional information on Healthy & Natural Shorelines.

## Invasive Species

### Zebra Mussels

As of 2015 Zebra mussels have been reported in the Narrows and 2<sup>nd</sup> Lake. In 2016 we have a report of zebra mussels in the 3<sup>rd</sup> lake, as well as the Narrows & 2<sup>nd</sup> Lake.

#### Identifying zebra mussels

Adult zebra mussels are small, with a maximum size of 25-35mm (1 to 1.4 inches). Usually the shell is a light color (tan, beige) with zig-zag darker stripes. Unlike quagga mussels, they will sit flat on their underside.



The above picture, taken by a resident of the Second Lake in Spring 2016, shows a juvenile zebra mussel attached to a large mussel, and an adult zebra mussel attached to a snail. The adult measured about 1 inch long. They were found in about 2 or 3 feet of water near the shore.

#### Impacts of Zebra Mussels

- Zebra mussels filter water to the point where food sources such as plankton are removed, altering food webs. This also causes clearer water, allowing sunlight to penetrate deeper, increasing growth of aquatic vegetation.
- Impact fish and wildlife by increasing toxic algal blooms.
- Large colonies affect spawning areas, potentially impacting the survival of fish eggs.
- Affect recreational activities by cutting swimmers feet as a result of their sharp shell.

#### What You Can Do

- Learn how to identify zebra mussels and how to prevent accidentally spreading these invasive species.



- Inspect your boat, trailer and equipment after each use. Remove all plants, animals and mud before moving to a new water body.
- Drain water from motor, live well, bilge and transom wells while on land.
- Rinse all recreational equipment with high pressure (>250 psi), hot water (50°C / 122°F) OR let it dry in the sun for at least 5 days.
- If you find zebra or quagga mussels or other invasive species in the wild, please contact the toll-free Invading Species Hotline at 1-800-563-7711.

### Cormorants

Individual Cormorants have been spotted on Wollaston Lake. These may have been scouts looking for new nesting sites.

#### Identifying Double Crested Cormorant (vs Common Loon)

The double-crested cormorant is a large waterbird with a stocky body, long neck, medium sized tail, webbed feet and a medium-sized hooked bill. It has a body length of 70-90cm (28-35 in) long, with a wingspan of 114-123cm (45-48 in)

Double Crested Cormorant



#### Impact of Cormorants

- Destroys entire ecosystems, including threatened island ecosystems
- Strips foliage and breaks branches off of trees where they nest
- Cormorant guano kills trees and herbaceous vegetation at breeding and roosting sites
- Impacts other colonial water birds including great blue heron, great egret, black crowned night heron



### **Appendix:**

- A Posters for New Owners**
- B Septic Awareness**
- C Safe Boating**
- D-1 Healthy Shorelines**
- D-2 Natural Shorelines**
- E Observers of Wollaston Lake (OWL) Volunteer Reporting Form**
- F Benefits of Membership**
- G Wollaston Township & Area Business**



## **A - Posters for New Owners**

# Bathroom



## **DON'T**

- ☐ Use automatic toilet bowl cleaners.
- ☐ Use anti-bacterial hand soap.
- ☐ Put paper towel, tissue, hair, baby wipes (even ones marked 'flushable'), or feminine products (no tampons) down the toilet.
- ☐ Put anything down the toilet other than natural waste and toilet paper.

## **DO**

- ☐ Use non- antibacterial soap.
- ☐ Use biodegradable cleaners (phosphate and chlorine free).
- ☐ Use peroxide cleaners.
- ☐ Limit the amount of toilet paper used.
- ☐ Conserve water to avoid overload to septic system.

\*Septic systems need bacteria for it to properly function, thus anti-bacterial products are not good for the system.

\*The toilet, sink and shower are connected to the septic tank, a system of tanks that allows waste to filter 'slowly' into the ground.

***Protect Our Environment.  
We're enjoying it now,  
Let's make sure our future enjoys it too!***



# ***Garbage Disposal***



## **❌ DON'T**

- ☐ Burn garbage.
- ☐ Feed wildlife.
- ☐ Leave garbage outside, unless in an animal-proof container.
- ☐ Leave any scented products outdoors.
- ☐ Leave pet food outside.

## **✓ DO**

- ☐ Reduce, reuse, recycle!
- ☐ Rinse out bottles, jars and containers before putting them in the recycling box.
- ☐ Check local dump hours to dispose of waste.
- ☐ Pick up pet waste using a biodegradable bag.

\*Wild animals cannot depend on you for their food source.  
Please do not feed the animals or leave your garbage outside.

**\*Recycling is mandatory in Wollaston Township**

***Protect Our Environment.  
We're enjoying it now,  
Let's make sure our future enjoys it too!***





# Kitchen



## ☒ DON'T

- ☐ Use anti-bacterial products as the septic system needs bacteria.
- ☐ Pour fats, oils and grease down the drain.
- ☐ Use chlorine bleach.

All of these are harmful to the septic system.

## ✓ DO

- ☐ Use phosphate free cleaning products.
- ☐ Wash dishes with phosphate free detergents.
- ☐ Run the dishwasher only when completely full.

\*Any product that has any warning symbols or hazardous ingredient warnings should generally be avoided.

\*Use 1 cup baking soda followed by 3 cups boiling water (plus 1 cup vinegar if needed) for unclogging drains, instead of commercial products.

***Protect Our Environment.  
We're enjoying it now,  
Let's make sure our future enjoys it too!***



# Laundry



## **DON'T**

- ☐ Do more than 1 laundry load per day.
- ☐ Use chlorine bleach.
- ☐ Take a shower or bath the same time as doing laundry.

## **DO**

- ☐ Use washing soda or oxygen bleach instead of chlorine bleach.
- ☐ Use phosphate free detergents.
- ☐ Use peroxide stain removers.
- ☐ Wait for laundry load to finish before draining a bath or taking a shower.

\*Be aware of how much water is going into the septic system as it cannot handle large volumes of water at one time.

\*Using washing soda or oxygen bleach in your laundry will not only whiten and brighten your clothes, but also help to keep the septic system healthy.

***Protect Our Environment.  
We're enjoying it now,  
Let's make sure our future enjoys it too!***





## **B – Septic Awareness**



Environmental and Safety Services Manager  
P.O. Box 99  
Coe Hill, ON, K0L 1P0  
Tel: 613.337.5731  
Fax: 613.337.5789  
Email: dylinna@bellnet.ca

## WOLLASTON TOWNSHIP

### ***DO YOU KNOW WHERE YOUR SEPTIC SYSTEM IS? ARE YOU CARING FOR IT PROPERLY?***

If you have answered NO to either of the above questions please consider the following information:

- A poorly functioning system can seriously damage the environment or put your health at risk as well as be very costly to replace.
- Locating your system can ensure that you aren't risking damage to the leaching bed by parking on it.
- Remove trees or shrubs to ensure roots aren't clogging the perforated pipes.
- Be aware of the amount of water entering your septic system and ensure that any surface water runoff is away from your leaching bed.

Locating the septic tank ensures easy access at time of pumping. Allowing the cleaning of the effluent filter and (any system installed after 2006 has an effluent filter which needs cleaning annually) to allow inspection of baffles within the tank. **Never enter a septic tank.** A licensed sewage hauler or installer can assist you in inspecting your tank.

The general accepted practise is to have your septic tank pumped every 3-5 years. Summer and early fall is the best time for pumping as it allows ample time for resuming operation of the system before winter.

Don't overload your system with excessive water usage. Consider low flow fixtures and only doing one full load of laundry a day. Do not have back wash from water softeners drain into septic system. Excessive water overloads the system, pushing solids out of the tank prior to being properly broken down.

Limit your use of chlorine bleach and anti- bacterial products. These products also kill the good bacteria required for your septic system to work properly. If you chlorinate then drain your well, please ensure the water is not run down your drains. Drain the water direct from the pump and ensure it is directed away from your septic system





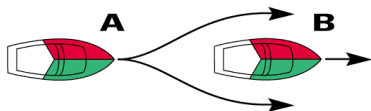
## **C – Safe Boating**

## Rules of the Road (Lake)

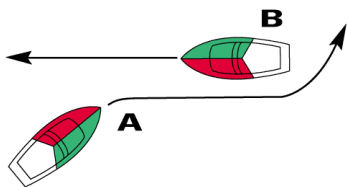
The following rules of the road are an excerpt from Canadian Safe Boating Course (<http://www.boaterexam.com/canada/education/>)

The rules of the road in navigation are often similar to the rules on land. The Collision Regulations contain many rules pertaining to navigation; however, four rules are basic to navigation.

*A boat that is overtaking another must steer clear of the overtaken vessel's path.*



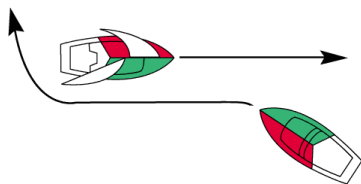
*A vessel approaching from the port side must give way. (A) keeps clear of and must avoid crossing ahead of (B).*



*When two vessels are heading toward each other, each must reroute and pass to the right of the other. (A) blows one blast and alters course to starboard, (B) blows one blast and alters course to starboard.*



*As a general rule, rowboats, sailing vessels and canoes have the right-of-way over power-driven boats. However, if one vessel is unable to maneuver as it normally would, the most maneuverable vessel gives way.*



Responsibility for avoiding collisions is shared by everyone using the waterway. Common sense must be used along with alertness and caution.

The concept of taking early and substantial action must be applied in all cases.



**Watch Your  
Wake**



**Water on the  
Water, Beer on  
the Pier.**



**No Trespassing  
Respect Private  
Property**



**You Need  
3 to Tow**







## D-1 Healthy Shorelines



## THE HEALTHY SHORE LIST

HOW DOES YOUR WATERFRONT CHECK OUT?

✓

- ☐ **PLANT A BUFFER ZONE OF NATIVE VEGETATION CLOSE TO SHORE**  
 The tangle of roots filters impure runoff from your cottage and slows erosion of the soil
- ☐ **SWEAR OFF PESTICIDES AND HERBICIDES**  
 They end up in the water and are bad news for aquatic life
- ☐ **OPT FOR A FLOATING OR PIPE DOCK**  
 It causes the least disturbance to the shoreline lakebed
- ☐ **MOOR THE SWIM RAFT FARTHER OUT TO SAVE SHORE PLANTS**  
 Birds nest and fish spawn in those things you call "weeds." Don't tear them out
- ☐ **"SOFTEN" HARD WALKWAYS AND DRIVES**  
 Unlike asphalt, pea gravel or wood chips soak up runoff
- ☐ **PRESERVE YOUR PROPERTY'S MATURE TREES**  
 Their deep roots stabilize the slope down to the water
- ☐ **FORGO FERTILIZERS/UPGRADE YOUR LEAKY SEPTIC SYSTEM**  
 Both send phosphorus into the lake, fuelling algae growth and depleting oxygen
- ☐ **LEAVE FALLEN TREES AND BRANCHES IN THE SHALLOWS**  
 Wood nourishes all sorts of underwater critters and provides cover for fish
- ☐ **KEEP OIL AND GAS WELL AWAY FROM THE WATER'S EDGE**  
 Even a minor spill has big consequences for vulnerable lake dwellers
- ☐ **USE UNTREATED WOOD FOR SHORELINE STRUCTURES LIKE DOCKS**  
 Preservative-free materials, such as cedar, are pricier but much safer for aquatic inhabitants
- ☐ **KICK THE COTTAGE LAWN HABIT**  
 Turf lets up to 55 per cent of rainfall wash away
- ☐ **REPLACE THAT CRUMBLING CONCRETE BREAKWALL**  
 A gently regraded slope withstands waves and looks a lot nicer
- ☐ **SHARE YOUR WATERFRONT WISDOM WITH NEIGHBOURS**  
 Healthy-shore practices benefit everybody, from cottagers to fish

FOR MORE INFORMATION, TURN OVER >



## WANT TO KNOW MORE ABOUT THE HEALTHY SHORE?

**GETTING APPROVALS for a shore project:** Whether you're replacing a dock or restoring a shoreline, you want to be sure your project suits your waterfront's needs (and doesn't go against the *Fisheries Act*!). That means giving the authorities a plan of your grand scheme. Start with the Conservation Authority or Parks Canada; they'll tell you if you need a permit or more input from the Ministry of Natural Resources or Fisheries and Oceans Canada. (For more info on the approvals process, check out *The Shore Primer* or *The Dock Primer*, listed below.)

### HELPFUL CONTACTS

#### [www.fish-habitat.com](http://www.fish-habitat.com)

for quick access to Fisheries and Oceans Canada, Parks Canada, Conservation Ontario, and the Ontario Ministry of Natural Resources.

#### Fisheries and Oceans Canada Ontario – Great Lakes Area

Fish Habitat Management Program  
867 Lakeshore Rd.  
Burlington ON L7R 4A6  
Tel: (905) 336-6424  
Fax: (905) 336-6285  
[www.dfo-mpo.gc.ca/canwaters-eauxcan](http://www.dfo-mpo.gc.ca/canwaters-eauxcan)  
(You can find Fisheries and Oceans Canada publications on this website. Just click on the "Infocentre" link.)

Conservation Ontario  
120 Bayview Pkwy., Box 11  
Newmarket ON L3Y 4W3  
Tel: (905) 895-0716  
Fax: (905) 895-0751  
Website: [www.conservation-ontario.on.ca](http://www.conservation-ontario.on.ca)  
(You can find contact info for Ontario's 36 Conservation Authorities on this website. Just click on the "Corporate Profile" link.)

The Living By Water Project  
5524 Dickinson St., Box 599  
Manotick ON K4M 1A5  
Tel: (613) 692-3571, ext. 122  
Fax: (613) 692-2806  
Email: [shorelines@lrconline.com](mailto:shorelines@lrconline.com)  
Website: [www.livingbywater.ca](http://www.livingbywater.ca)

Federation of Ontario Cottagers' Associations (FOCA)  
156 Duncan Mill Rd., Ste. 18  
Toronto ON M3B 3N2  
Tel: (416) 429-0444  
Fax: (416) 429-4944  
Email: [info@foca.on.ca](mailto:info@foca.on.ca)  
Website: [www.foca.on.ca](http://www.foca.on.ca)


Parks Canada – Ontario  
111 Water St. E.  
Cornwall ON K6H 6S3  
Toll-free: 1-800-839-8221  
Fax: (613) 937-1331  
Email: [information@pc.gc.ca](mailto:information@pc.gc.ca)  
Website: [www.parksCanada.gc.ca](http://www.parksCanada.gc.ca)

Ontario Ministry of Natural Resources  
Lands and Water Section  
300 Water St., Box 7000  
Peterborough ON K9J 8M5  
Tel: (705) 755-2000  
Fax: (705) 755-1677  
Email: [mnr.nric@mnr.gov.on.ca](mailto:mnr.nric@mnr.gov.on.ca)  
Website: [www.mnr.gov.on.ca](http://www.mnr.gov.on.ca)  
(You can find a copy of the 2003 Ontario Ministry of Natural Resources fishing regulations on this website. Just click on the "Fish and Wildlife" link.)

*On the Living Edge: Your Handbook for Waterfront Living*, by The Living By Water Project. Produced by Conservation Ontario and the Rideau Valley Conservation Authority.  
Order from: The Living By Water Project (see "Helpful Contacts").

*Keeping Your Lake Great* (annual lake stewardship newsletter), by the Federation of Ontario Cottagers' Associations. Order from: FOCA (see "Helpful Contacts").

### FURTHER READING



*The Shore Primer*, by Ray Ford.  
Produced by Cottage Life and Fisheries and Oceans Canada.



*The Dock Primer*, by Max Burns.  
Produced by Cottage Life and Fisheries and Oceans Canada.

Order free copies of *The Shore Primer* and *The Dock Primer* from: Fisheries and Oceans Canada (see "Helpful Contacts"). Both primers are also posted on [www.cottagelife.com](http://www.cottagelife.com) and [www.fish-habitat.com](http://www.fish-habitat.com).

### SHORELINE LINGO

**BUFFER ZONE:** a replication of nature's riparian zone (see below) by conscientious cottagers, using native plant species. The wider the buffer, the better for your lake.

**LITTORAL ZONE:** the thriving strip of water closest to shore, where up to 90 per cent of lake species either lives or passes through.

**NATIVE PLANT SPECIES:** vegetation indigenous to your cottage area. Born of local soil and climate, they're hardier, managing without pesticides and fertilizers.

**PHOSPHORUS:** a "nutrient" occurring in nature, but also in human products, such as fecal matter and fertilizers. Too much phosphorus in runoff force-feeds algae and disrupts the aquatic balance.

**RIPARIAN ZONE:** the thriving strip of trees, shrubs, and plants at the water's edge. It acts as a "buffer," purifying runoff and securing soil, and provides shelter for shoreline wildlife.



## **D-2 Natural Shorelines**



## FACT SHEETS



### NATURAL SHORELINES

Through the Docktalk program, **FOCA encourages landowners to maintain a natural shoreline.**

**WHY? The benefits include:**

#### **More time enjoying the outdoors**

Low-maintenance natural shorelines mean less time spent on yard care and more time doing what you enjoy most about cottaging. Take this opportunity to do nothing to your property and reap the benefits.

#### **Water filtration, improved water quality**

Natural vegetation along shorelines catches rainwater runoff and sediment, and absorbs the pollutants it carries. Plants act as a physical barrier slowing water flow and redirecting it into the soil where their roots filter excess nutrients and other pollutants. Mowed areas act like hard surfaces from which rainwater runs off, flooding lakes and carrying pollutants straight into the water.

#### **Protection from erosion**

Natural shoreline vegetation is your first line of defence against soil erosion. The plants' extensive root systems hold the soil, keeping it where it belongs. Your property remains intact and fish spawning beds remain clear. Natural shorelines adjust to natural disturbances and are remarkably stable. Shallow-rooted species, like turf grasses, won't prevent erosion.

#### **Less nuisance algae and aquatic plants**

Natural shorelines don't need fertilizing. Nutrients from lawn and garden fertilizer are a significant cause of algal blooms and can increase nuisance aquatic plants. Too much algae blocks the sun from reaching organisms at lower depths. Massive weed beds can clog waterways. And the decay of so much organic material lowers the water's oxygen level, which affects fish and other wildlife.

#### **Protect your investment**

Natural shorelines contribute to water quality. Protect what you value.

#### **Maintain recreation quality**

Poor water quality and nuisance weeds affect swimming, fishing, and boating. A natural shoreline helps maintain water quality and control weeds and algal blooms.

#### **Good for wildlife and the pocket book**

More than 90 per cent of life in the lake begins along the shore. Your natural shoreline will provide shelter, travel corridors, and food for wildlife (e.g. dragonflies, frogs, turtles, fish, water birds). Retaining walls remove habitat and limit aquatic plants' ability to re-root. Retaining walls can be an expensive, temporary fix.

---

***A natural shoreline includes an area of native flowers, grasses, shrubs, and/or trees extending back from the water's edge as well as fallen trees, logs, rocks, and plants below the water line.***

---

**Find out how you can have a natural shoreline...**

---

Federation of Ontario Cottagers' Associations 201-159 King Street Peterborough, ON K9J 2R8

Phone: (705) 749-3622 Fax: (705) 749-6522 Email: [info@foca.on.ca](mailto:info@foca.on.ca)

[www.foca.on.ca](http://www.foca.on.ca)

## FACT SHEET

---



### NATURAL SHORELINES

#### HOW?

**FOCA encourages landowners to take the following steps for a healthy shoreline and lake:**

#### **Rely on nature and relax**

Native plants are adapted to your area. They require little or no maintenance. That means you can eliminate the need to use fertilizers and pesticides on your land. You save money and the environment.

#### **Preserve the natural shoreline**

Leave an area (buffer) of natural vegetation extending back from the shoreline. A buffer 10 metres deep is a good start and 15 metres even better! Larger buffers provide more protection for your shoreline. Local conditions also influence buffer size, e.g. 30 metres for cold-water lakes.

#### **Recreate a natural shoreline**

Allow the shoreline to return to its natural state, or plant native species of flowers, grasses, and shrubs. Remove non-native species. Aim for a naturalized area extending at least 10 metres back from shore. Cottage shorelines with previously installed retaining walls can be restored (somewhat) by naturalizing the walls above and below the water line. For best results, remove retaining walls.

#### **Keep natural contours**

Avoid hard barriers such as concrete walls and gabion baskets. Erosion control can be accomplished with low-impact approaches that work with the shoreline to create a sloped shoreline integrated with aquatic plants. Successful approaches often mimic nature's own design.

#### **Install low-impact docks**

Impacts to shoreline habitat can be kept to a minimum with less intrusive structures, such as floating and cantilever docks, that don't touch the lake bed or disrupt currents, fish, or plant communities.

#### **Build less, enjoy more**

Limit shoreline alteration to no more than 25 per cent of your shoreline.

#### **Check regulations**

Keep a paper trail of plans, approvals, details, etc. Shoreline modifications may be subject to a number of regulations. Check the Department of Fisheries and Oceans' Operational Statements to find out if regulations apply to your project.

---

#### **Resources online:**

[www.foca.on.ca](http://www.foca.on.ca)

[www.kawarthaconservation.com/projects\\_services/shoreline\\_naturalization/](http://www.kawarthaconservation.com/projects_services/shoreline_naturalization/)

[www.dfo-mpo.gc.ca/oceans-habitat/index\\_e.asp](http://www.dfo-mpo.gc.ca/oceans-habitat/index_e.asp)

[www.lrconline.com/Extension\\_Notes\\_English/pdf/shrlns.pdf](http://www.lrconline.com/Extension_Notes_English/pdf/shrlns.pdf)

#### **Your local contact:**



## **E - Observers of Wollaston Lake (OWL) Volunteer Reporting Form**





### A) Your details:

<i>Name</i>	
<i>Primary telephone number (for contact purposes)</i>	
<i>Other telephone numbers (where relevant for contact purposes – e.g. city number, cottage number, cellphone)</i>	
<i>E-mail address</i>	
<i>Address -Number &amp; Road only (if relevant to observations)</i>	
<i>Description of your general location on the lake</i>	
<i>Do you want to be contacted by e-mail with relevant environmental / educational information? (yes/no)</i>	
<i>Date submitted</i>	

### NOTES (for completing the above form)

**Location:** General location of observations (e.g. at your cottage – give road address, middle of Main Lake, Kendon Bay, north-west end of Second Lake, etc)

**Date / Time:** Give specific date, or range of dates, and time of day where relevant.

**Observations:** Add extra rows to this table where necessary for separate observations.

**Algae:** Please ensure that you are able to specifically identify that it is algae you have observed, and describe the amount, colour and form of the algae, if possible (e.g. bright green, stringy).

For assistance with identification, the federal government has published a useful

guide: [http://publications.gc.ca/site/archivee-archived.html?url=http://publications.gc.ca/collections/collection\\_2011/agr/A125-8-2-2011-eng.pdf](http://publications.gc.ca/site/archivee-archived.html?url=http://publications.gc.ca/collections/collection_2011/agr/A125-8-2-2011-eng.pdf). (Click on “Continue to pdf”)

If you suspect a blue-green algae bloom, call the MOECC’s Spills Action Centre as soon as possible at [1-800-268-6060](tel:1-800-268-6060). MOECC has a new web site on blue-green algae at <http://www.ontario.ca/environment-and-energy/blue-green-algae>, and additional information and fact sheets are published by FOCA at <https://foca.on.ca/blue-green-algae-monitoring-program/>

**Invasive animals and plants:** Refer to [www.invadingspecies.com](http://www.invadingspecies.com), and [www.eddmaps.org](http://www.eddmaps.org) to assist in identifying species. You can also volunteer to do yearly aquatic invasive species testing, under the OFAH program. For details, see: <http://www.invadingspecies.com/get-involved/invading-species-watch-program/>



## B) Your Observations (OWL program)

	Examples	Location*	Date / time*	Observations*
<b>Native Aquatic Plants / weed growth</b>	<i>Heavy, normal, light, species (if known), location</i>			
<b>Water conditions</b>	<i>Clear, cloudy</i>			
<b>Rainfall</b>	<i>Heavy, normal, light, pattern over season</i>			
<b>Algae</b>	<i>Type, algae blooms, location</i>			
<b>Waterfowl, animals, birds.</b>	<i>Loons, mergansers, otters, ospreys</i>			
<b>Fish</b>	<i>Species observed / caught, condition, dead fish</i>			
<b>Invasive aquatic</b>	<i>E.g. zebra mussels</i>			



	Examples	Location*	Date / time*	Observations*
<b>animals</b>				
<b>Invasive aquatic plants</b>	<i>E.g. Eurasian Milfoil</i>			
<b>Other observations</b>	<i>E.g. species at risk</i>			

E-mail to: [wlhca.owl@gmail.com](mailto:wlhca.owl@gmail.com) in the fall, when observations are completed.

\* *Observations: Include date(s) where relevant, and location where different from your address.*



## **F – Benefits of Membership**

***Paid membership in the Wollaston Lake Home & Cottage Association entitles you to take advantage of these FOCA benefits.***



## Why support FOCA



## Who supports FOCA?

FOCA represents 50,000 member families in more than 500 lake and road associations across Ontario. Member support drives this organization!

**Our supporters are people like you who:**

- ☛ care about clean and safe lakes
- ☛ are concerned about affordability
- ☛ treasure family time in cottage country!

Your lake. Your lifestyle. Your legacy.

## What does FOCA do?

**FOCA sits at the table where individuals cannot.**

For over 50 years, FOCA has been the voice of Ontario's waterways and lake associations. FOCA works with Government and other partners on important policy and best practices, to make our waterfront communities environmentally and financially sustainable.

See more about FOCA's legacy and ongoing programs on the next page.

## What do supporters get?

☑ **special offers and FOCA discounts** on insurance, magazine subscriptions and much more!  
*See details below*

☑ **cottage country resources** on property issues, lake planning practices, environmental hot topics, and much more. Visit: <http://foca.on.ca> and click on "I have a question" to start a search

☑ **invitations to FOCA events, webinars & special programs** (including the Cottage Succession Series and Member Seminars)

☑ **access Members-only online materials** on cottage-country road issues, FOCA event slide presentations, a sample "Lake Visitor Information Sheet" about cottage etiquette...and more.

**Plus, you will become part of the solution for waterfront Ontario!**

## Offers for Associations & Individuals:

*current @ June 2016; subject to change over time*

**Association Liability Insurance**—coverage options for lake associations, road groups & land trusts, as well as risk management solutions for Directors and Officers. FOCA Member Associations **get a discount!**

**MyLakeTown.com**—finally: a website solution created just for lake Associations! FOCA Associations get a **10% discount** off the annual subscription fee, plus **NO website set up fee** (min. \$125 value).

**Audability Communications**—special offer (at a new, even lower, rate!!): teleconference for **only 2.5¢ a minute** per participant. You must be a FOCA member to access this rate. Ask them about webinar solutions, too.

**NOTE: Access codes are provided only to Members!**

**CottageFirst**—the first group insurance program dedicated to cottagers! Get great coverage on your cottage, home, car & more. **Exclusive to FOCA member families**, via Cade Associates Insurance Brokers. Get a quote: **1-844-CADE-1ST** or visit **www.cottagefirst.com**

**Cottage Life Magazine**—special discount on new subscriptions OR renewals: pay **only \$3/issue** (total=\$24 for 8 issues, includes free digital access) when you use the FOCA access code.

**Superior Propane**—for cottages, homes, businesses across Ontario. Call **1-866-484-1727** for SMART Tank remote monitoring & mySUPERIOR online portal.

**Canadian Canoe Museum**—claim a one-time FREE 1-year Individual Membership to the Museum! (**\$30 value**). You will need to use the FOCA access code for this offer.

info@foca.on.ca • [www.foca.on.ca](http://www.foca.on.ca) • 705-749-3622





## Why support FOCA?

### Our united voice carries weight on issues that matter!

For over 50 years, FOCA has been protecting waterfront Ontario. Learn more, here:

<http://foca.on.ca/about/our-history/>

FOCA regularly tracks more than two dozen files on a wide range of environmental, pocketbook and policy issues that affect waterfront Ontario.

For more about FOCA's current files and advocacy efforts, visit:

<http://foca.on.ca/resources/>

### FOCA'S ROLES INCLUDE:



Track the issues



Inform members



Rally the troops



Sit at decision tables

## Program Highlights

### Lake Partner Program

FOCA's Lake Stewards remain the backbone of this water quality monitoring effort to sample nearly 550 Ontario lakes each year.

### Invasive Species Monitoring

Download your cottage action plan to prevent the spread of invasive species!

### Risk Management Program

For over a decade, FOCA's liability insurance program has provided lake associations with excellent coverage, and a member discount.

### Cottage Succession Seminars

For over 5 years, FOCA has been on the road with estate lawyer Peter Lillico, helping families plan how to keep the family cottage!

## How you can support FOCA:

- [join/renew as an Association member](#)
- [become an Individual Supporter](#)

**FOCA encourages everyone to be a member of their local lake association;** in turn, we encourage those groups to be active members of FOCA!

We also appreciate the additional personal support of individuals and families who make annual contributions to FOCA in one of the following categories:

### Individual Supporter



### Family Supporter



### Friend of FOCA



### Waterfront Champion



FOCA is the Federation of Ontario Cottagers' Associations. Our mission is to protect thriving & sustainable waterfronts across Ontario, and **your support matters!**

[info@foca.on.ca](mailto:info@foca.on.ca) • [www.foca.on.ca](http://www.foca.on.ca) • 705-749-3622



## G – Wollaston Township & Area Businesses

<b>Service</b>	<b>Company Name</b>	<b>Phone #</b>	<b>Email</b>
<b>Agricultural Services</b>	Top Guns in Food Plots	613-337-5058	<a href="http://www.topgunsinfoodplots.co">www.topgunsinfoodplots.co</a>
<b>Antiques &amp; Collectibles</b>	Old Hastings Gallery	613-337-5050	<a href="http://www.OLDHASTINGSgallery.ca">www.OLDHASTINGSgallery.ca</a>
<b>Art &amp; Craft Galleries</b>	Anita Alterations & Gifts	613-337-1033	
	Old Hastings Gallery	613-337-5050	<a href="http://www.OLDHASTINGSgallery.ca">www.OLDHASTINGSgallery.ca</a>
	Reach for the Rock Soapstone Sculpture	613-337-9152	<a href="http://www.reachfortherock.ca">www.reachfortherock.ca</a>
	Studio Ottonen (Sheila Leuschner)	613-337-5802	Facebook - Studio Ottonen
	Tin House Woodworking	613-334-9466	<a href="http://www.tinhousewoodworking.com">www.tinhousewoodworking.com</a>
	Toms Place Wildlife Art	613-337-5058	
<b>Bait &amp; Tackle</b>	Toms Place Bait & Tackle	613-337-5058	
<b>Bakeries</b>	Cathy's Sweets	613-337-8625	
	Coe Hill Country Market	613-337-8754	
<b>Bed &amp; Breakfasts</b>	Clayton Cove Bed & Breakfast	613-337-9209	
	Gathering Place on Golden Pond	613-337-5177	<a href="http://www.gatheringbb.com/">www.gatheringbb.com/</a>
	Jewel on the Hill	877-393-3373	<a href="http://www.jewelonthehill.com/">www.jewelonthehill.com/</a>
<b>Boat Top Sewing &amp; Repair</b>	Marilyn Hoard	613-337-5379	





<b>Service</b>	<b>Company Name</b>	<b>Phone #</b>	<b>Email</b>
<b>Building &amp; Painting Supplies &amp; Bottle Return</b>	Elm Street Supplies	613-337-5815	
<b>Campgrounds &amp; Cottages</b>	Bear Ridge Campgroup	613-337-5533	<a href="http://www.bearridgecamp.ca">www.bearridgecamp.ca</a>
	Little Bean Guest House	613-202-1585	
	Red Eagle Family Campground	613-337-5587	<a href="http://www.campredeagle.ca">www.campredeagle.ca</a>
<b>Computers &amp; Print Services</b>	Computer Stuff	613-332-2427	
	Emagine Print & Consulting	613-332-0799	<a href="http://emagineprint.ca">emagineprint.ca</a>
	Pyramid Computers	613-337-5745	
<b>Cottage &amp; Property Maintenance</b>	Green Property Services	705-868-4177	
	Matt's Property Maintenance	613-337-5745	
<b>Deli &amp; Specialty Foods</b>	The Barn Chefs	613-337-9299	<a href="http://thebarnchefs.kitchen">thebarnchefs.kitchen</a>
<b>Docks</b>	Kawartha Docks	705-656-1103	<a href="http://www.kawarthadocks.com">www.kawarthadocks.com</a>
<b>Excavating &amp; Trucking</b>	C & A Nicholson Trucking Ltd.	613-337-8791	
	Don Tripp Excavating	613-474 2237	
	Dwayne Nicholson	613-474-1122	
	Gordon D Hoard Excavating	613-337-5379	
	Grant Contracting	613-337-9209	<a href="http://www.grant-contracting.ca">www.grant-contracting.ca</a>
	Kevin Mace	613-337-5042	
	O'Hara's Excavating	613-337-5138	



<b>Service</b>	<b>Company Name</b>	<b>Phone #</b>	<b>Email</b>
	Earle Excavating	613-337-5184	<a href="http://www.earleexcavating.ca">www.earleexcavating.ca</a>
<b>Furniture</b>	Tin House Woodworking	705-868-4177	
<b>Gas &amp; Diesel Fuel</b>	Coe Hill Country Market	613-37-8754	
	Stephen's & McDonalds Garage – Apsley	705-656-4311	
<b>Health &amp; Wellness</b>	Yoga with Marianne	613-337-8754	
	Allergy & Wellness Clinic	613-474-3030	
	Barb Allport Yoga & Massage	613-334-0622	
	Jessie Wilson, Counselling	613-474-2991	
	Nature's Sunshine Products	613-337-5177	
	Stoveless Cuisine (Alexi Bracey)	613-332-8225	
	Wollaston Fitness Centre	613-337-5731	
<b>Horse Park</b>	Brookston Horse Park		<a href="http://www.brookstonhorsepark.com">www.brookstonhorsepark.com</a>
<b>Library</b>	Wollaston Limerick Library	613-337-5183	<a href="http://www.wollaston-limericklibrary.ca">www.wollaston-limericklibrary.ca</a>
<b>Logging &amp; Firewood</b>	C&A Nicholson	613-337-8791	
	O'Hara's Excavating	613-337-5138	
<b>Lubricants</b>	Amsoil Synthetics (Matt)	613-337-8791	
	Pathfinder Lubricants	800-363-6457	
<b>Liquor, Beer &amp; Wine</b>	Bancroft Just Wine & Beer	613-332-0637	<a href="http://www.bancroftjustwineandbeer.com">www.bancroftjustwineandbeer.com</a>
	LCBO Coe Hill	613-337-1100	
<b>Marina</b>	Anstruther Marina	705-656-4783	



<b>Service</b>	<b>Company Name</b>	<b>Phone #</b>	<b>Email</b>
<b>Music</b>	Coe Hill Girls		<a href="http://www.coehillgirls.ca/">http://www.coehillgirls.ca/</a>
	Corey's Music Lessons	613-848-0226	
<b>Painters</b>	K.L. Jackson & Sons Painting	705-656-4378	
	Green Property Services	705-656-4378	
<b>Plumbing &amp; Heating</b>	Bob Kauffeldt	613-337-5763	
	Robert Thompson	613-337-8888	<a href="http://www.thefurnacedoctor.ca">www.thefurnacedoctor.ca</a>
<b>Propane</b>	Coe Hill Country Market	613-337-8754	
	Red Eagle Family Campground	613-337-5587	<a href="http://www.campredeagle.ca">www.campredeagle.ca</a>
<b>Realtors</b>	Bonnie McLean-Dyas (Broker)	613-318-9729	<a href="http://www.bancroftrealestate.net/#!">www.bancroftrealestate.net/#!</a>
	Century 21 – Emma Kerns	613-332-9080	<a href="http://www.bancroftwaterfront.com/">www.bancroftwaterfront.com/</a>
	Remax Coe Hill – Jim Alexander	613-202-1495	<a href="http://www.coehillremax.com">www.coehillremax.com</a>
	Remax Country Classics – Graham Blair	613-337-5553 613-337-8777	<a href="http://www.youonlineagents.com/grahamblair">www.youonlineagents.com/grahamblair</a>
	Right At Home Realty Inc. – Natalie Baker	1-877-685-6888	<a href="http://www.nataliebaker.ca">www.nataliebaker.ca</a>
<b>Rental</b>	Hospice All Occasion Rentals	613-332-8014	<a href="http://www.aoer.ca">www.aoer.ca</a>
<b>Restaurants</b>	Coe Hill Cafe	613-332-7123	
	Old Schoolhouse Tea Room	613-337-5067	
	That Place	613-334-6709	
	The Hideaway Primitive Grill	613-337-8662	<a href="http://www.coehillhideaway.com">www.coehillhideaway.com</a>
<b>Shopping</b>	Anita's Alterations & Gifts	613-337-1033	
	Bear Ridge Campground Store	613-337-5274	<a href="http://www.bearridgecamp.ca">www.bearridgecamp.ca</a>
	Coe Hill Community Thrift Shop	613-337-5274	



<b>Service</b>	<b>Company Name</b>	<b>Phone #</b>	<b>Email</b>
	Old Hastings Gallery	613-337-5050	<a href="http://www.oldhastingsgallery.ca">www.oldhastingsgallery.ca</a>
	Red Eagle Family Campground	613-337-5587	<a href="http://www.campredeagle.ca">www.campredeagle.ca</a>
	Tin House Woodworking	613-334-9466	<a href="http://www.tinhousewoodworking.com">www.tinhousewoodworking.com</a>
	Wannamakers Foodmart	613-337-5741	
<b>Signs &amp; Graphics</b>	Bunnet Signs & Graphics – Art Bunnett	613-848-7006	
	Infinity Imaging	613-334-0409	<a href="http://www.infinityimaging.ca">www.infinityimaging.ca</a>
<b>Small Engines</b>	Cosby's Small Engines (sales & repair)	613-337-5269	<a href="http://www.cosbyssmallengines.com">www.cosbyssmallengines.com</a>
<b>Storage</b>	Coe Hill Mini Storage	613-848-1271	
	Earle Self Storage	613-337-8184	<a href="http://www.earleexcavating.ca">www.earleexcavating.ca</a>
<b>Tradespeople</b>	Coe Hill Handyman	613-337-5763	
	Dan Bird Contracting	613-337-9675	<a href="http://www.danbirdconstruction.com">www.danbirdconstruction.com</a>
	Dave Noble Contracting	613-337-5397	
	Glen Alda Handyman	705-656-2799	
	Hilton Builders Contracting	613-332-0068	
	PJ Regan Contracting	613-337-5395	
	Robert Wilkins	613-337-5737	
	W. Schroeder (pine future)	613-337-8916	
<b>Tree Service</b>	Ontario Tree Service – Eric Huygens	613-334-4141	